District 133

As of May 2026 Cumulative

Year	New Clubs	Dropped Clubs	Gain/ Loss Clubs	New Members	Charter Members	Reinstate Members	Transfer Members	Total Member Added	Total Members Dropped	Gain/ Loss Members
2021-2022	0	3	-3	151	2	6	4	163	183	-20
2022-2023	0	5	-5	86	1	20	4	111	182	-71
2023-2024	0	5	-5	125	0	3	3	131	181	-50
2024-2025	0	8	-8	113	0	6	0	119	240	-121
2025-2026	0	0	0	102	0	15	2	119	122	-3
Average	**0**	**4**	**-4**	**115**	**1**	**10**	**3**	**129**	**182**	**-53**

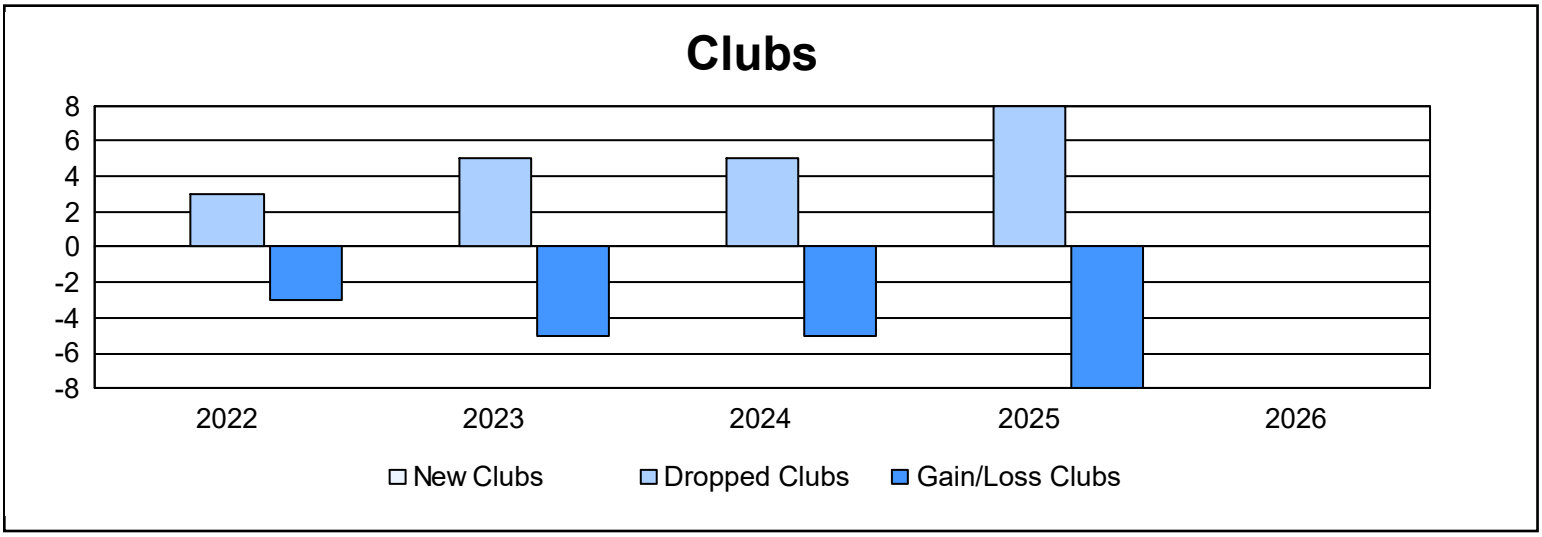

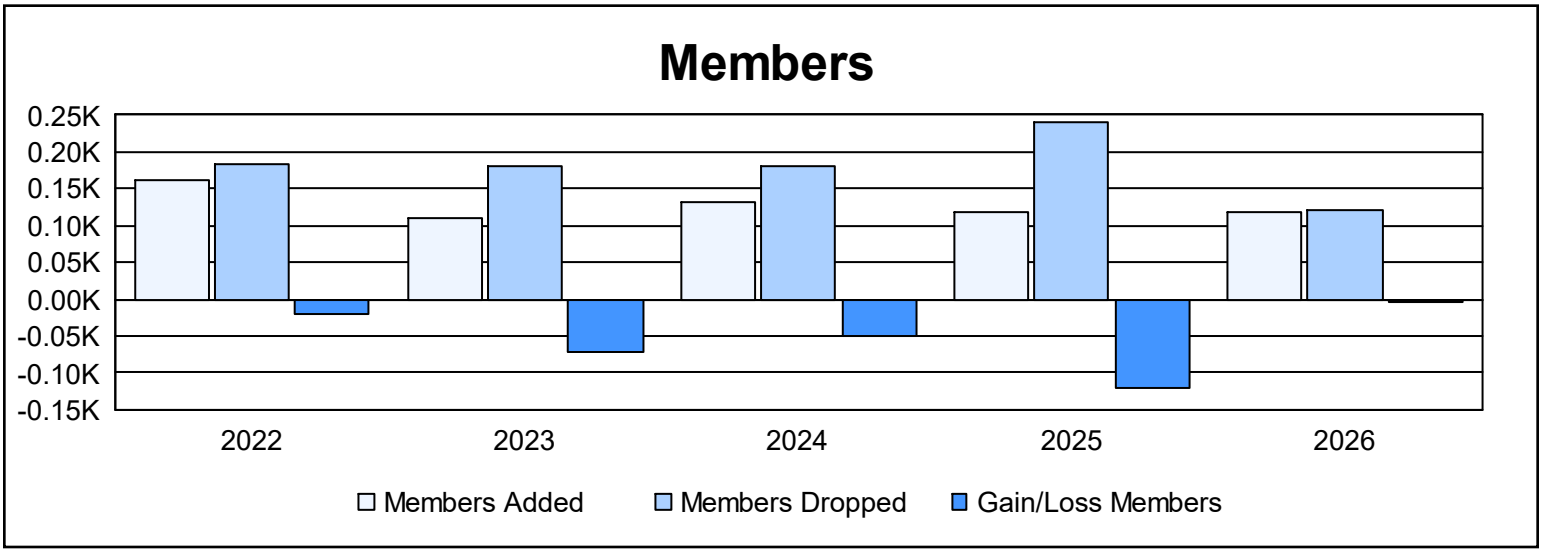

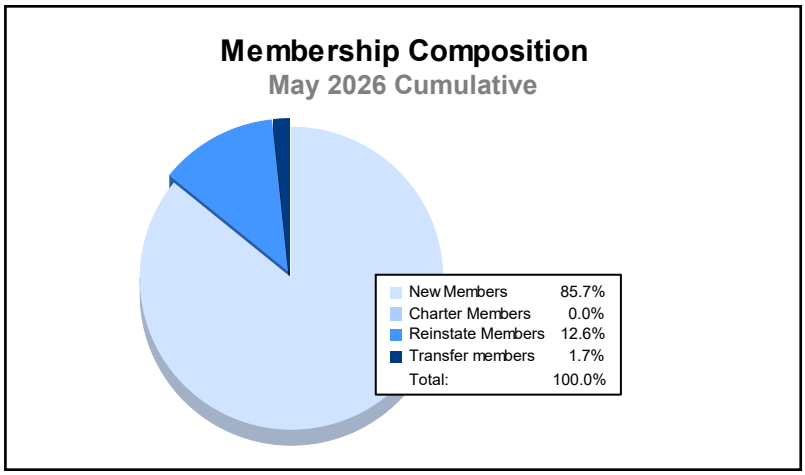
Membership Composition
May 2026 Cumulative
New Members 85.7%
Charter Members 0.0%
Reinstate Members 12.6%
Transfer members 1.7%
Total: 100.0%

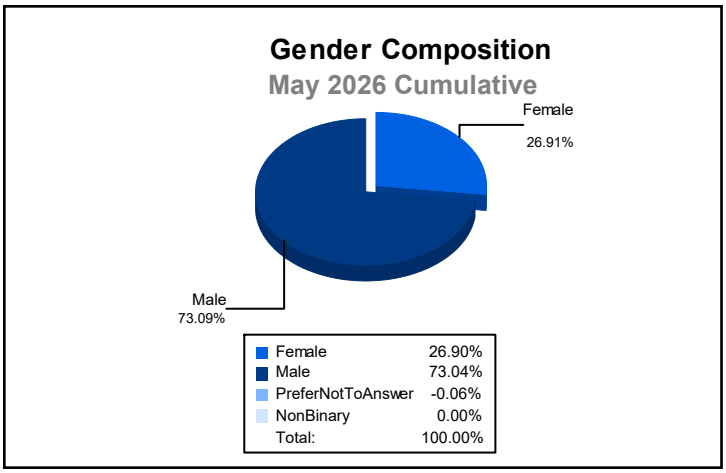
Gender Composition
May 2026 Cumulative
Female
26.91%
Male
73.09%
Female 26.90%
Male 73.04%
PreferNotToAnswer -0.06%
NonBinary 0.00%
Total: 100.00%